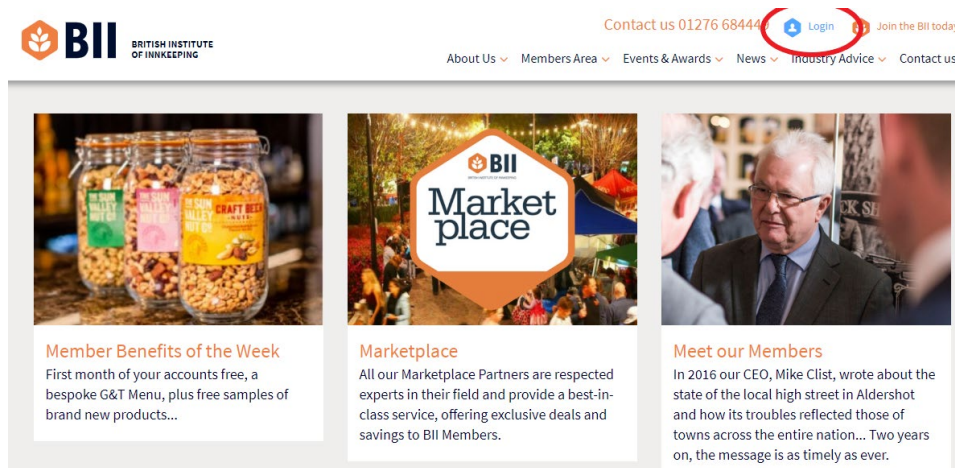


BII Online Account – Managing your Membership

If you have never logged on before, we will need to set you up an Online Account. Simply call us on 01276 684449 (Option 2) or email us on memberships@bii.org and give us your membership details and we will send you a link.

If you have already set up your account, you can log in by simply clicking on the Login icon. If you are on a desktop this will be at the top of the webpage:



Click on the Login icon and it will take you to this screen:

Member Login

Username: Password:

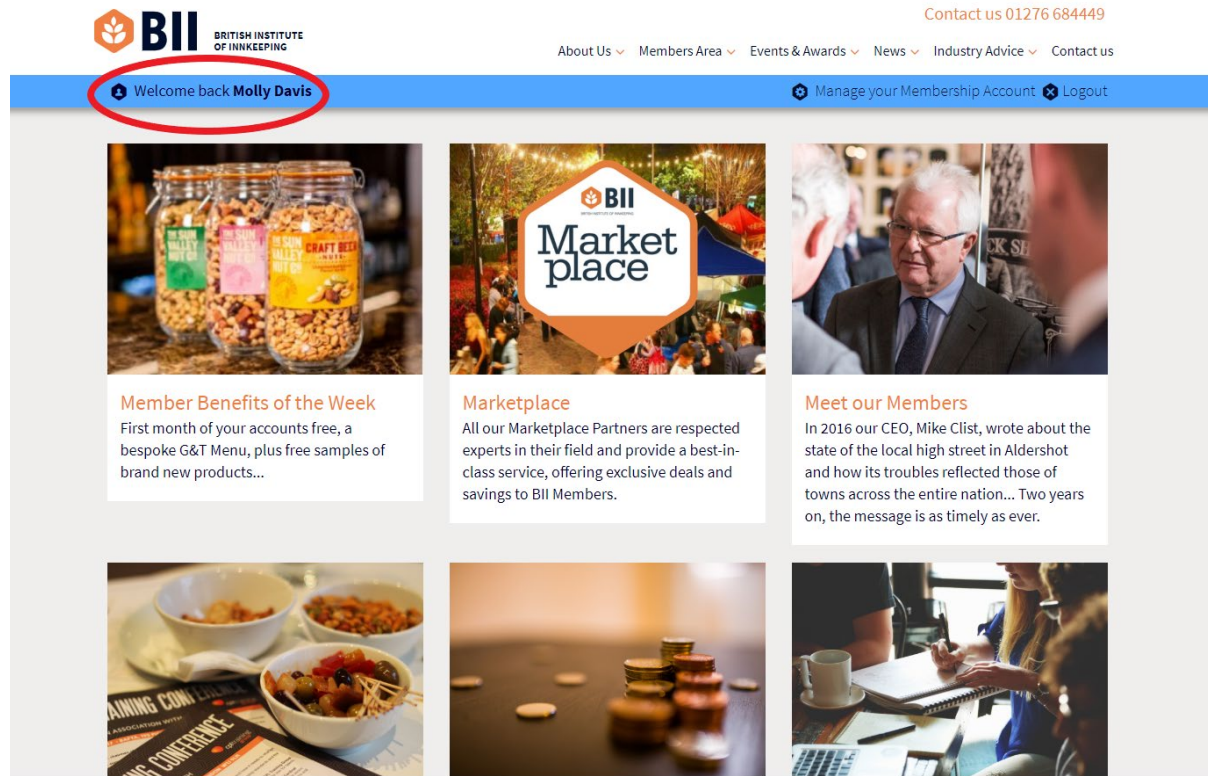
Stay logged in

[Member Login](#)

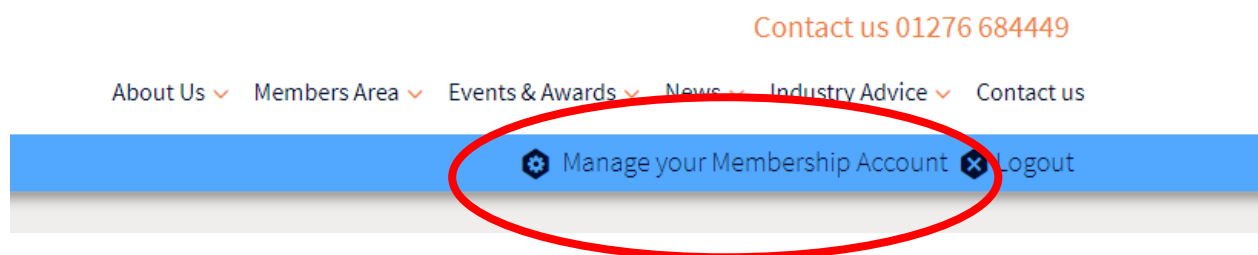
[Forgotten password?](#)

Enter your Username (this will be the email address you have on your account) and the Password that you have created. If you can't remember, please click on the Forgotten password? link and you will receive an email to enable you to reset it.

Once you have successfully logged in, you will see a slightly different view – the Login icon will have disappeared and you will see a blue bar across the top of your screen with the message:



Now you can access all of your Member Benefits in the Members Area, including visiting the Marketplace, accessing our Helplines and much more. If you would like to download your VAT Receipts for your Membership Fees and update your data, you will need to click on the Manage your Membership link.



You will then see the following screen and from here you can access your VAT Receipts.

Hi Molly, welcome to your account. What would you like to do?

